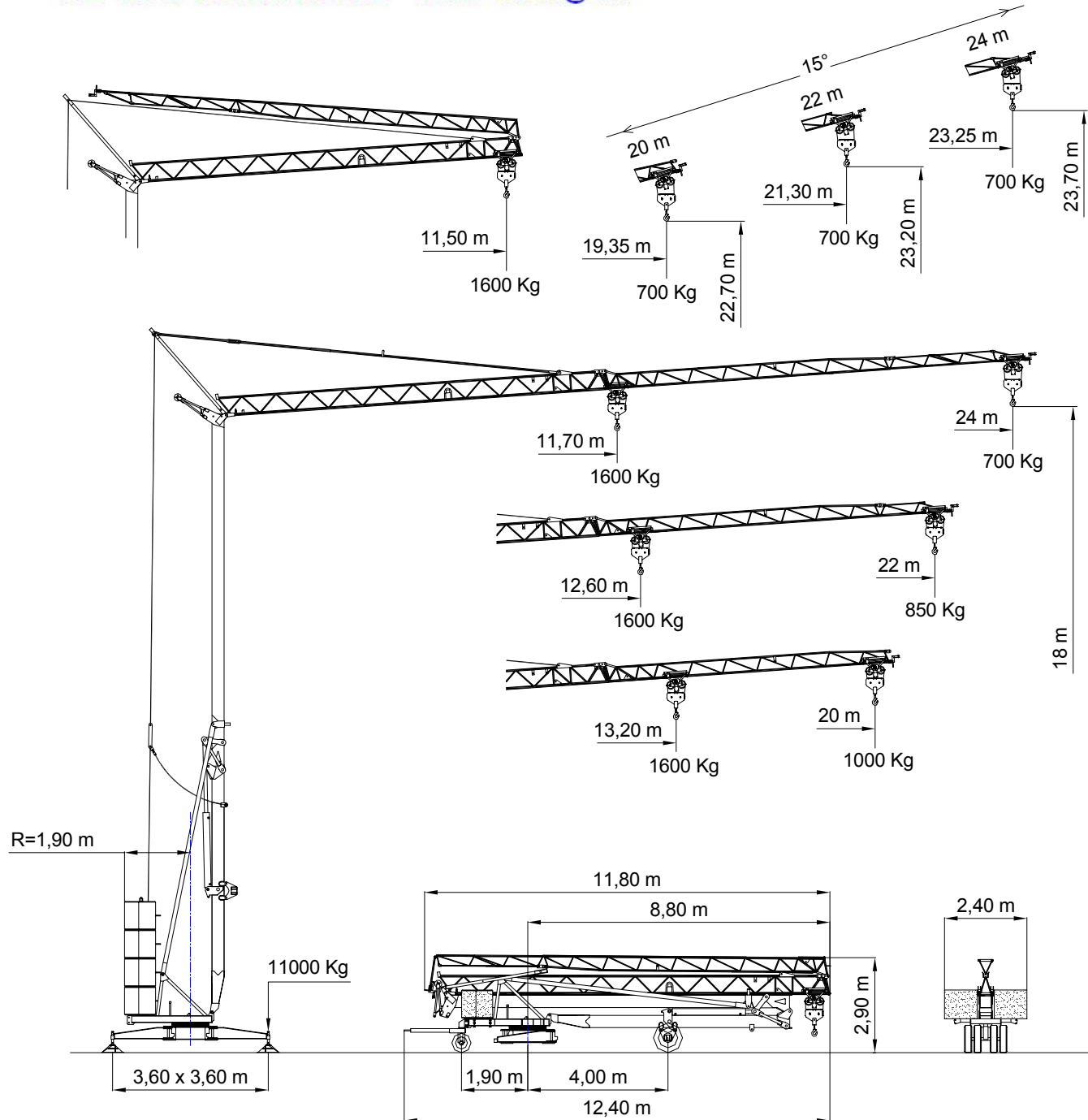
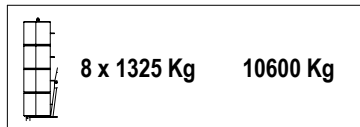
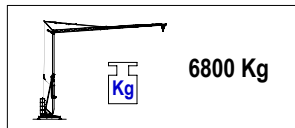




H-24

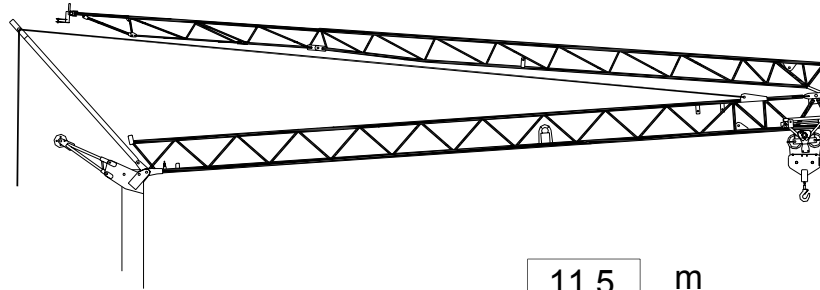
Trifásica
Three-phase
Dreiphasig
Triphasée
Trifase



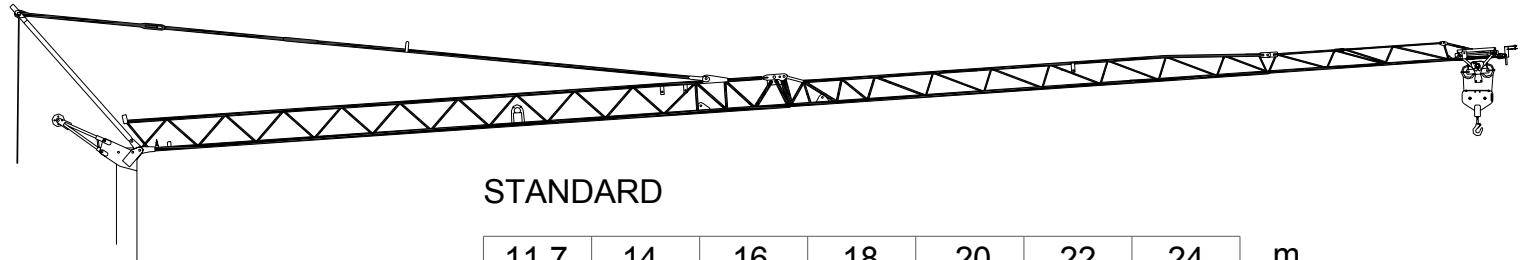
DIN 15018



Curvas de cargas
Load diagrams
Lastkurven
Courbes de charges
Curve di carico



11,5	m
1600	Kg



STANDARD

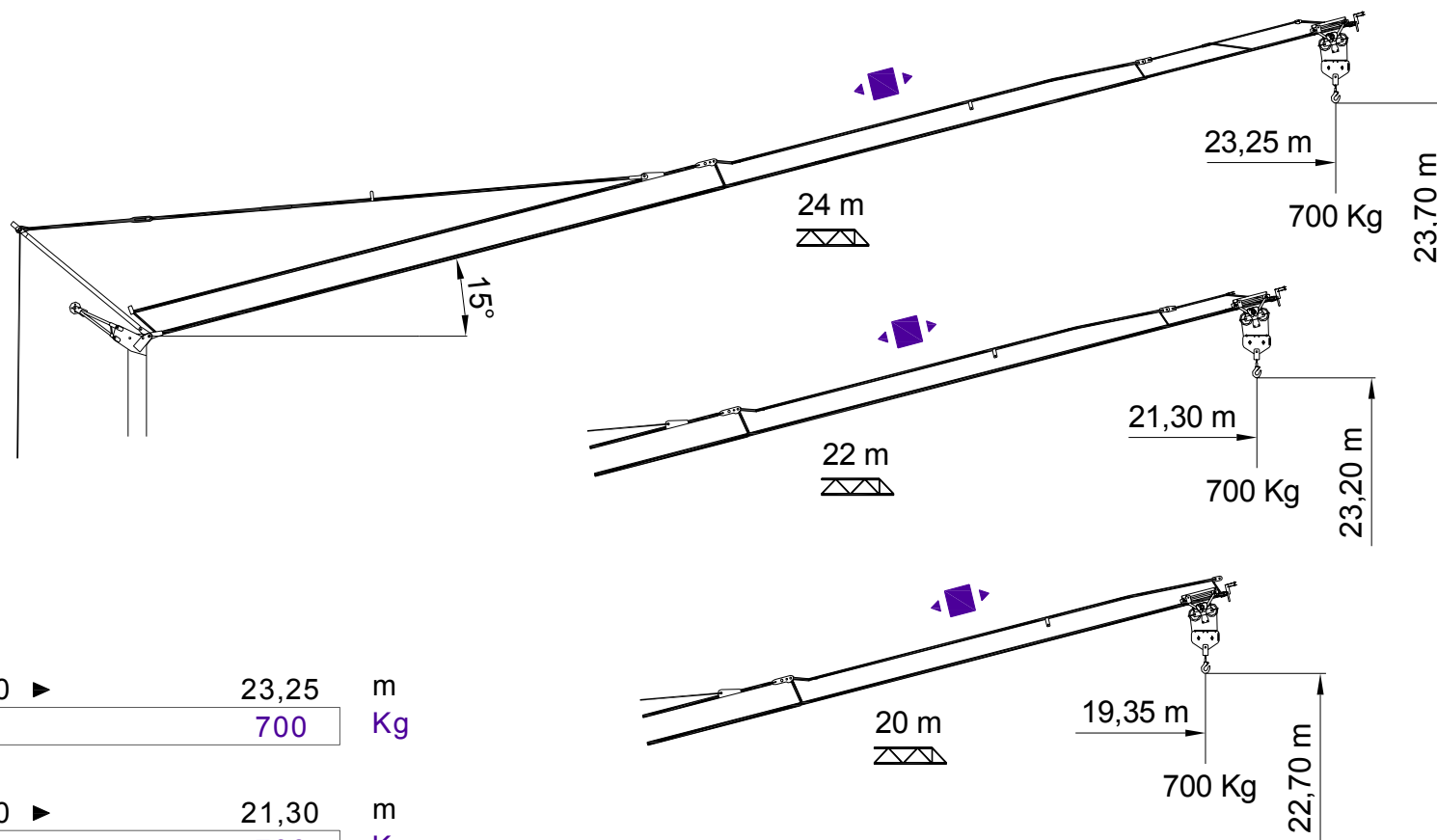
11,7	14	16	18	20	22	24	m
1600	1305	1120	975	865	775	700	Kg

12,6	14	16	18	20	22	m
1600	1425	1225	1070	950	850	Kg

13,2	14	16	18	20	m
1600	1500	1290	1130	1000	Kg



Flecha izada
Luffing jib
Ausleger in
steilstellung
Flèche relevée
Braccio impennato












24 m	0 ▶	23,25 m
		700 Kg


22 m	0 ▶	21,30 m
		700 Kg

20 m	0 ▶	19,35 m
		700 Kg

Mecanismos
Mechanisms
Antriebe
Mécanismes
Meccanismi

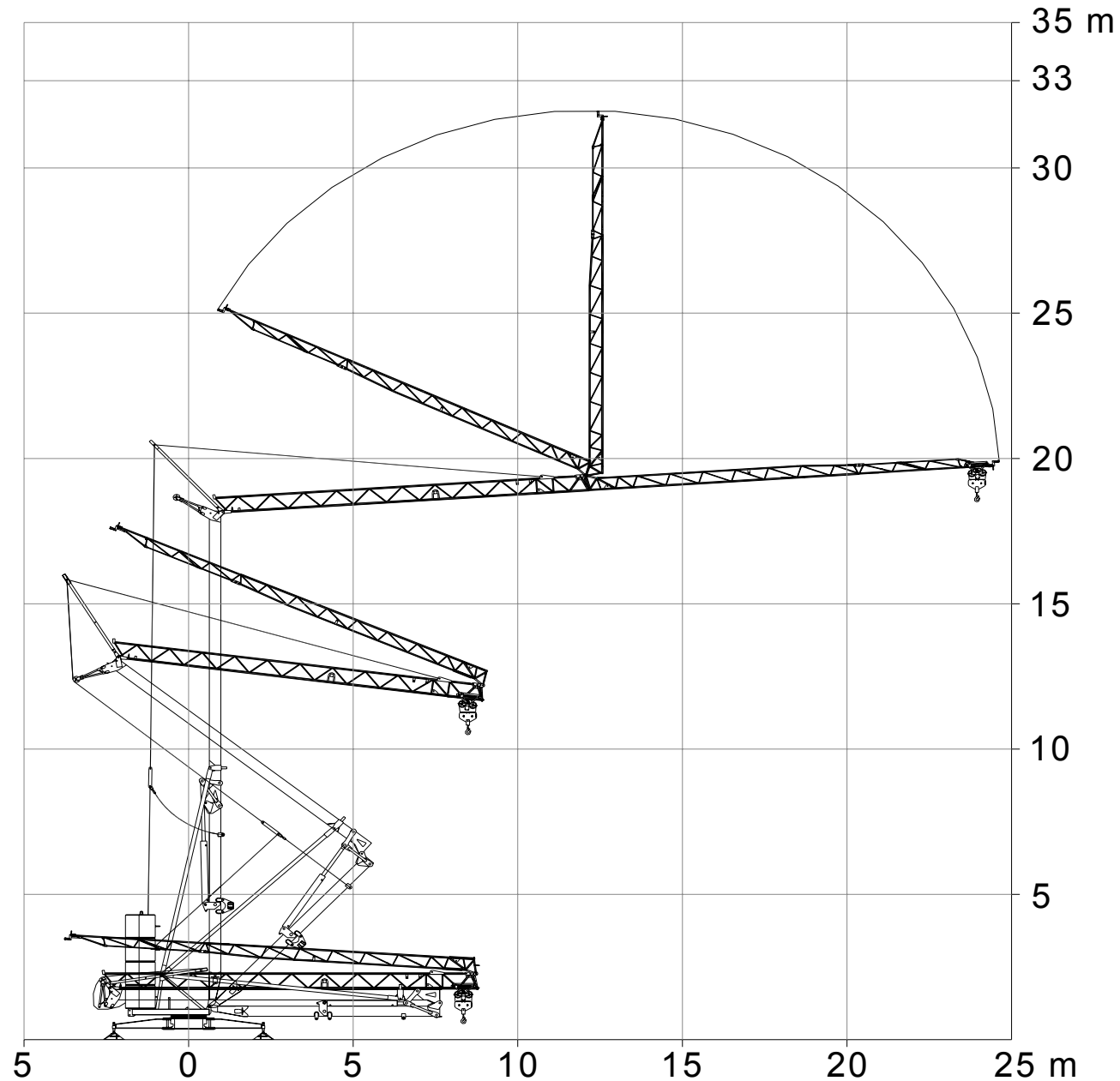
				
	m/min	6	18	36
	Kg	1600	1600	800
	Kw	1,3	5,5	5,5
	m/min	37		
	Kw	1,1		
	r.p.m	0,25	0,5	0,8
	N.m	25		
	Kw	2,2		

-  Elevación / Hoisting / Heben / Levage / Sollevamento
-  Distribución / Trolleying / Katzfahren / Distribution / Distributions
-  Orientación / Slewing / Schwenken / Orientation / Rotazione
-  Montaje / Erection / Montage / Montage / Montaggio

	
400 V 50 Hz	8 Kw



Montaje
Erection
Montage
Montage
Montaggio



H-24 TF



ESPECIFICACIONES SUJETAS A MODIFICACIONES SIN PREVIO AVISO.
Specifications subject to modification without notice.
Obiges kann ohne berstaendigung geaendert werden.
Specifications susceptibles de modification sans avis préalable.
Specifiche suscettibili di variazioni senza preavviso.

DECLINAMOS TODA RESPONSABILIDAD DERIVADA DE LA INFORMACION PROPORCIONADA.
This information is supplied without liability.
Sämtliche Angaben erfolgen ohne Gewähr.
Ces renseignements sont sans garantie.
Le indicazioni contenute si intendono salvo errori ed omissioni.



Santana UA Group LLC

www.s-bud.com.ua

Tel.: +38044 3320553. 3312332 e-mail s-bud@i.ua